

Fast Facts and Furry Demographics

Participants	2012	2013	2014	2015	2016	2017
Human Participants	156	253	352	373	335	279
K9 Participants	76	140	220	293	251	191
% Dogs to Humans	49%	55%	63%	79%	75%	68%

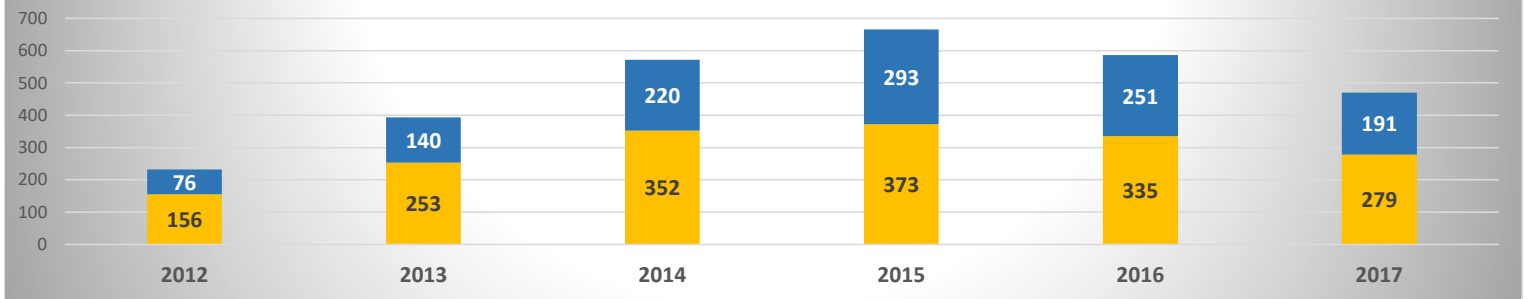
Activity Name	2016	2016	2016	2016	2016	2017
5K9 Run/Walk	112	208	291	279	260	215
8K Run Race	44	45	60	94	75	64

Human Participants	2012	2013	2014	2015	2016	2017
Average Age	35.7	36	35.5	36	36	36
Median Age	33	34	32	33	34	33

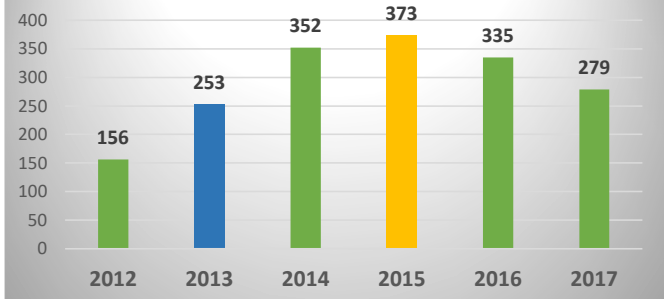
Gender	2012	2013	2014	2015	2016	2017
Female	99	181	255	265	240	189
%	63%	72%	72%	71%	64%	56%
Male	57	72	97	104	95	90
%	37%	28%	28%	28%	25%	27%

	2012	2013	2014	2015	2016	2017
Money Raised	\$9,800	\$18,254	\$18,880	\$17,386	\$20,527	\$13,590

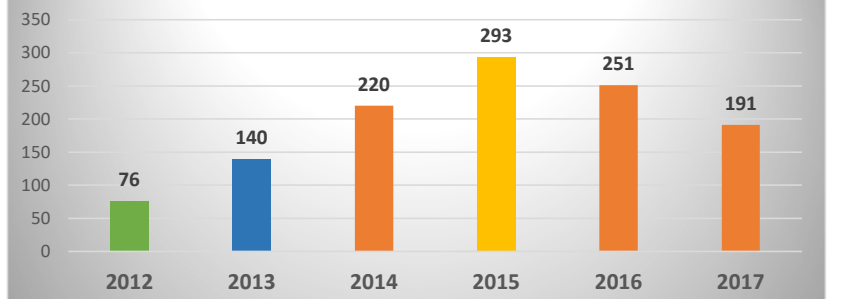
Total Participants (Human & K9) - 1859



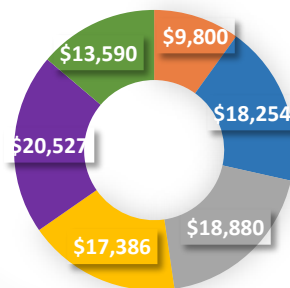
Human Participants - 1130



K9 Participants - 729



Total Money Raised - \$98,437



- 2012
- 2013
- 2014
- 2015
- 2016
- 2017